



纽恩泰ENERGY

2022

社会责任报告

" " 2010

" "

CNAS SGS Intertek Kiwa

10

" "

20

2022

20

9 2023

1

" "



25

100

3X

WIFI

Smart

ISO 9001/ISO 14001

“ ”

“ ” “ ”

“ ” “ ” “ ”

“ ” “ ”

“ ” “ ”

18 “ 18

“ ” 18 “ 2022



1.1



" " " "

" "

" "

" "

" " — —

1

2

3

7

8

1

0

9

10

11

12

13

14

1.3

5

| | | |
|-----------|----------|--|
| | | |
| 2022 | 2022 10 | |
| " " | 2022 7 | |
| 2022 - | 2022 7 | |
| 2021 | 2021 12 | |
| | 2021 10 | |
| 2021 | 2021 10 | |
| 2021 - | 2021 10 | |
| 2020 | 2020 7 | |
| | 2020 3 | |
| | 2019 12 | |
| | 2019 12 | |
| | 2019 8 | |
| 2019 " | " 2019 7 | |
| 2020 " | " 2019 3 | |
| 2019 | 2019 3 | |
| | 2018 10 | |
| | 2018 6 | |
| 2018 | 2018 3 | |

| | | | | |
|---|-----|---|------|--|
| | | | | |
| 1 | | | - | |
| 3 | -- | | 2018 | |
| 4 | | | - | |
| 5 | | | - | |
| 6 | | / | | |
| 7 | | / | | |
| 8 | " " | | | |

1.4

1.4.1

| | | | 100% |
|------|-------------|--|------|
| | | | 100% |
| | / | | 100% |
| | | | 100% |
| | | | 100% |
| | | | 100% |
| 5 OA | 1 / 2 | | |
| 6 | | | |

| | | | |
|---|--|------------|------|
| 7 | | 12 5000 | |
| 8 | | | |
| 9 | | | |
| | | | 100% |
| | | | 50% |
| | | | 50% |

1 " " — —

2 " " — —

3

4

"

"

1.4.2

| | 1 | | / | |
|--|---|---|---|---|
| | 2 | | / | |
| | 3 | (|) | |
| | 4 | | | |
| | 5 | | | 1 |
| | 1 | | | |
| | 2 | | | |
| | 3 | 4 | | |
| | 5 | | | |
| | | | / | |
| | | | | |
| | | | | |

1.4.3

1

" "

2

3

a)

4

a)

b)

5

2021

3.06

5300

7

9

2022

« Áá

..P@D@E@F@G@H@I@J@K@L@M@N@O@P@Q@R@S@T@U@V@W@X@Y@Z`f

a"

è

m

! Mb'as E s0Q#u,,!

..P@D@E@F@G@H@I@J@K@L@M@N@O@P@Q@R@S@T@U@V@W@X@Y@Z`f

200+

1000+

1

| | | ZL 2010 2 0660108.0 | |
|----|-----------|---------------------|---|
| | | ZL 2016 3 0154255.3 | |
| | | ZL 2013 2 0892265.8 | |
| | | ZL 2013 2 0835766.2 | |
| | | ZL 2013 2 0835758.8 | |
| | | ZL 2011 2 0080594.3 | |
| | | ZL 2011 2 0528062.1 | |
| | | ZL 2011 2 0527727.7 | |
| | | ZL 2010 2 0660110.8 | |
| 10 | | ZL 2014 2 0298018.X | |
| 11 | | ZL 2012 2 0034683.9 | |
| | | ZL 2012 2 0034627.5 | |
| | | ZL 2011 2 | |
| | 0532027.7 | | |
| | | ZL 2012 2 0036005.6 | |
| 15 | | ZL 2016 2 0321096.6 | |
| 1 | 18 | | |
| 2 | 18 | | |
| 3 | 2015 | | |
| 4 | | | |
| 5 | 2017 | " | " |
| 6 | 2016 | " | " |
| 7 | 2012-2020 | | |
| 8 | 2017 | | |
| 9 | 2014 | | |
| 10 | | | |
| 11 | | | |
| 12 | | | |
| 13 | | | |
| 14 | | | |
| 15 | | AAA | |
| 16 | | AAA | |
| 17 | | | |



1











2.3

2.3.1

| | | | | | | |
|-----|-------|----|--------|-----|--|------|
| " | " | | | | | |
| | 3000+ | | 10000+ | 10+ | | 100+ |
| 400 | | 24 | | 2 | | |
| 12 | | 24 | | 48 | | 6S |

2.3.1.1

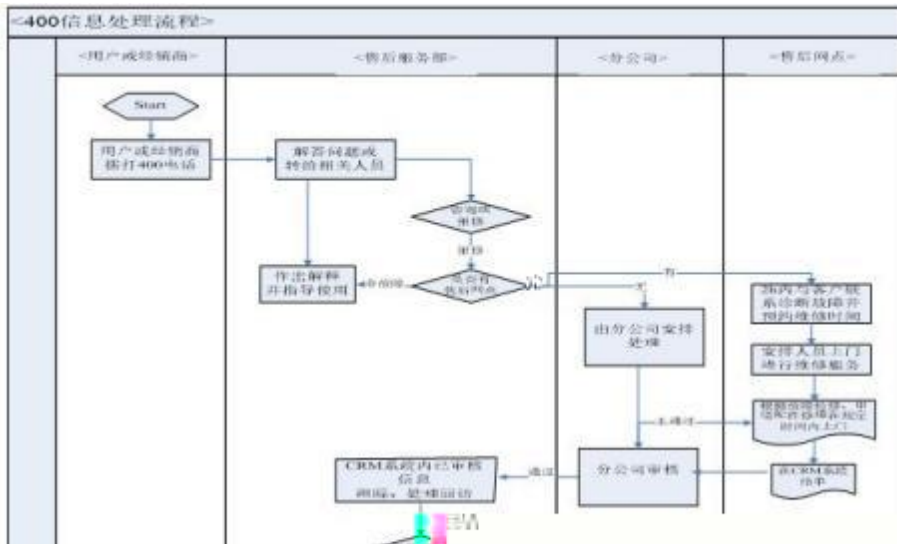
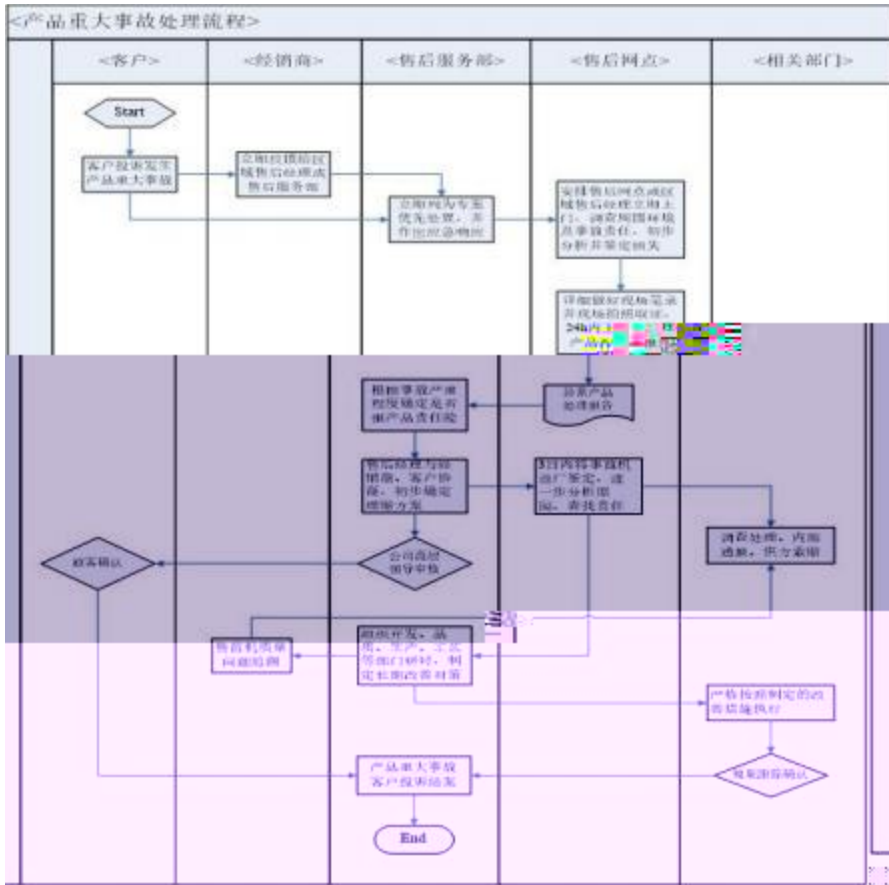
| | | | | | | |
|----|--|-----|---|---|--|---|
| " | | | | " | | |
| | | CRM | | | | |
| | | | | 9 | | |
| " | | | " | | | " |
| | | | | | | " |
| 19 | | | | | | |
| | | | " | 4 | | " |



2.3.1.2

2019





2.3.1.4

IT

18

"

"

客户的感谢信

感谢信

致广东恒泰新能源科技发展有限公司：

河北“赵县”气源热泵供热改造项目“2019-2020”采暖季竣工验收，目前项目运行效果良好，各项技术指标均达到了预期设计标准，改造后的供暖效果获得了当地百姓以及政府的认可！项目安全稳定的落地离不开恒泰团队付出的贡献，在此真诚的感谢贵单位的辛勤付出！

此项目要求两个月内完成438万平方的供暖改造工作，时间紧，任务重，涉及热源改造、输配管网改造等多个专业及阶段的交叉、平行作业，贵司提前筹备，不仅按时保质交付1200台台套的土机设备，还建立了专门应对赵县项目的优秀技术团队，他们不畏艰辛，日以继夜连续奋斗的服务精神令我们感动，贵司的专业服务和优质产品在保障了赵县3.5万产居民的采暖采暖的正常运行，也为我们赢得了良好口碑。

再次感谢赵县董事长及为赵县项目付出的恒泰团队成员！希望以后能有更多项目和贵司深入合作！

此致

商祺！

董事长
中机国能能源供热有限公司
2020年9月28日



2.3.2

1

1

2

TTT

3

" "

4

5

1

“ ” “ ” “ ” “ ” “ ” “ ”



2

2021

“ ” “ ” “ ” “ ” “ ” “ ” “ ” “ ” “ ”


“ ” “ ” “ ” “ ”



3



4



5

(二) 公益使命



1



24

2

2020



40

2 10

100%

纽恩泰空气能为疫区助力

献爱心·领红包

战胜病毒 爱心接力

【下单定金&领红包】等额金额100%捐给疫区

国难当前，匹夫有责，我不是医护，我不能冲在一线，我可以为疫情捐赠转发助力

2月16日、23日 16:00-17:00
! 限时限量 钜惠抢购 !

2 13

42

2020

2 13

200



"

"



3



5 12 -6 6

" " " "

"



" "

8

1000 " "

" "

29




4

"

"

18

18



2018

18

— — GBK
1000

"

"

"

"

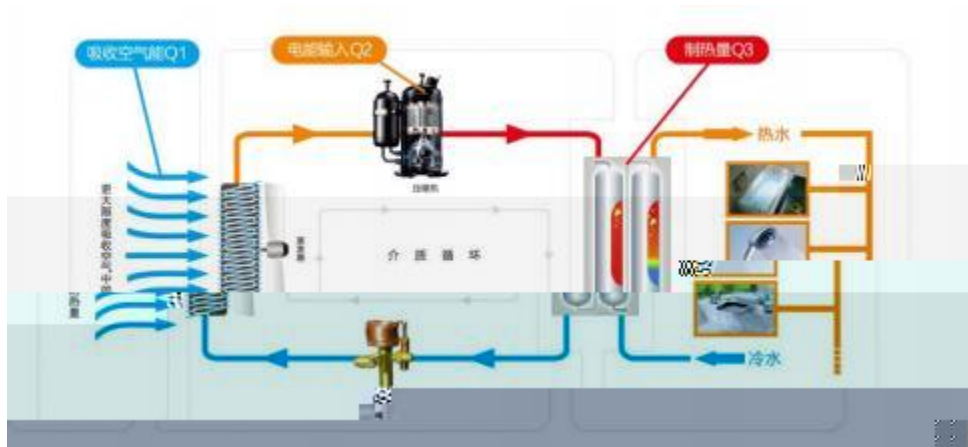
2019 8 29

2022 2

2022



20 55 /
400%



空气源热泵循环原理图

Q1 Q2

$$Q3 = Q2(\quad) + Q1$$

$$COP = Q3 / Q2$$

2000 1

2 3

4 5

6

2016

-20°C

-35°C

2012

2016

26+2

-35°C

43°C

0°

C

1
4000

150

3%

2

2016
 " 26+2"
 2017
 2016
 6600
 2016
 400 / + 50
 1.5
 10000

3

2017
 2018
 64
 G 52KD
 2018 2020
 2019
 1200 60
 900
 CO2 SO2

4

/

2009
EurObserv

2020

1638

2009

5

6

2016

2019

400

1200 60

| | | | |
|------|-----|---------|--|
| | | | |
| | | 2018 6 | |
| | | 2018 10 | |
| | | 2019 8 | |
| | | 2019 12 | |
| | | 2019 12 | |
| | | 2020 3 | |
| 2018 | | 2018 3 | |
| 2019 | | 2019 3 | |
| 2020 | | 2020 7 | |
| 2020 | " " | 2019 3 | |
| 2019 | " " | 2019 7 | |
| 2021 | | 2021 10 | |
| | | 2021 10 | |
| 2021 | | 2021 10 | |
| | " " | 2021 12 | |
| 2021 | | 2021 12 | |
| 2022 | - | 2022 7 | |
| | " " | 2022 7 | |
| 2022 | | 2022 10 | |

